

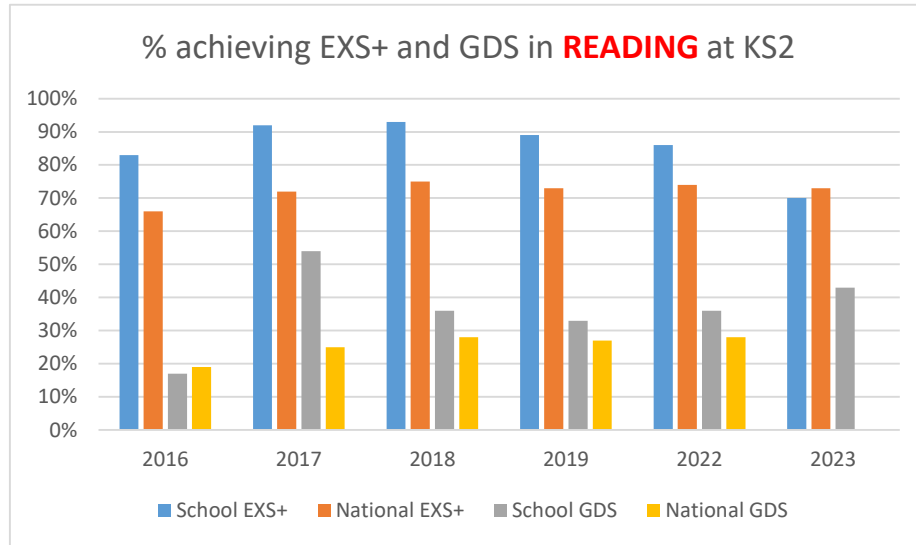


End of KS2 Statutory Test Results 2016 - 2023 (there is no official data for 2020 or 2021)

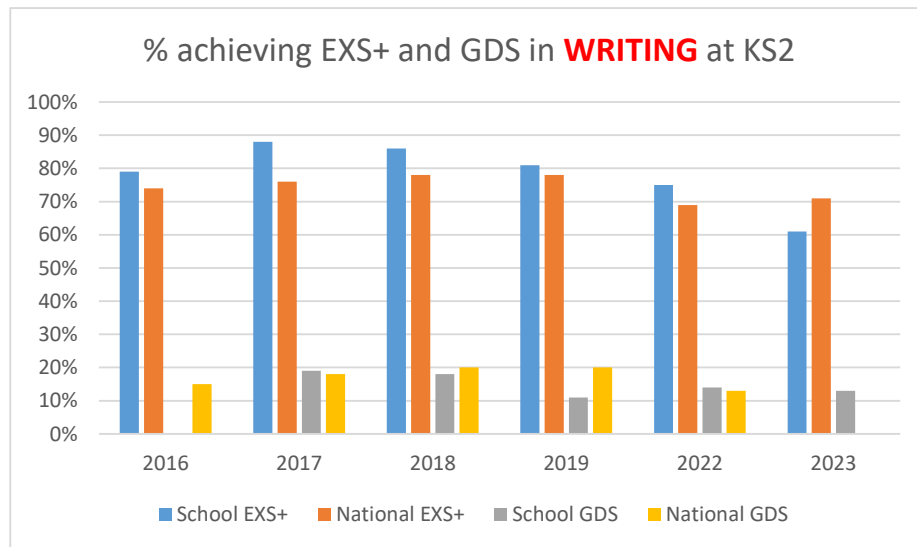
Children are assessed as BELOW, AT (EXS+) or GREATER DEPTH (GDS) in

Reading, Writing, Maths and EGPS (English Grammar, Punctuation and Spelling)

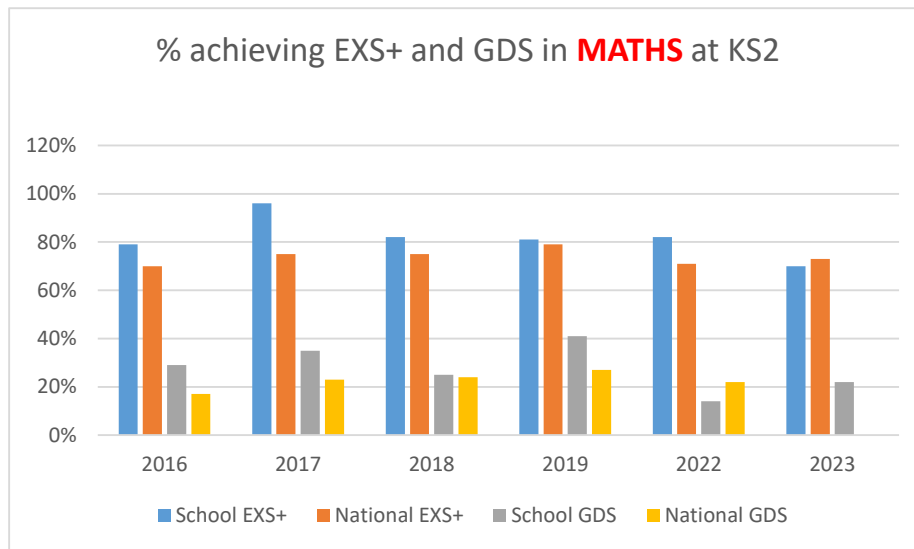
The charts below show the % of Rainow pupils achieving or exceeding the expected standard compared to the national figure for the last 5 years.



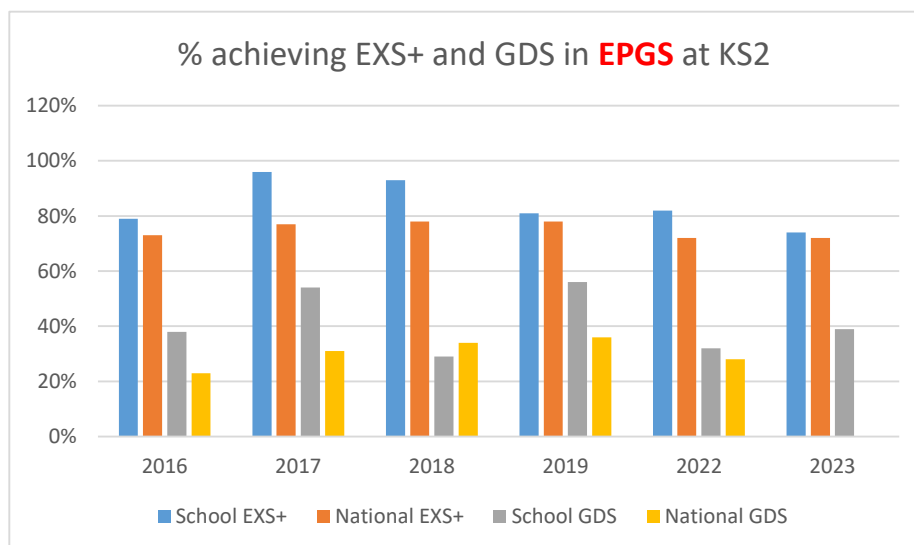
% achieving EXS+ and GDS in READING at KS2						
	2016	2017	2018	2019	2022	2023
School EXS+	83%	92%	93%	89%	86%	70%
National EXS+	66%	72%	75%	73%	74%	73%
School GDS	17%	54%	36%	33%	36%	43%
National GDS	19%	25%	28%	27%	28%	



% achieving EXS+ and GDS in WRITING at KS2						
	2016	2017	2018	2019	2022	2023
School EXS+	79%	88%	86%	81%	75%	61%
National EXS+	74%	76%	78%	78%	69%	71%
School GDS	0%	19%	18%	11%	14%	13%
National GDS	15%	18%	20%	20%	13%	

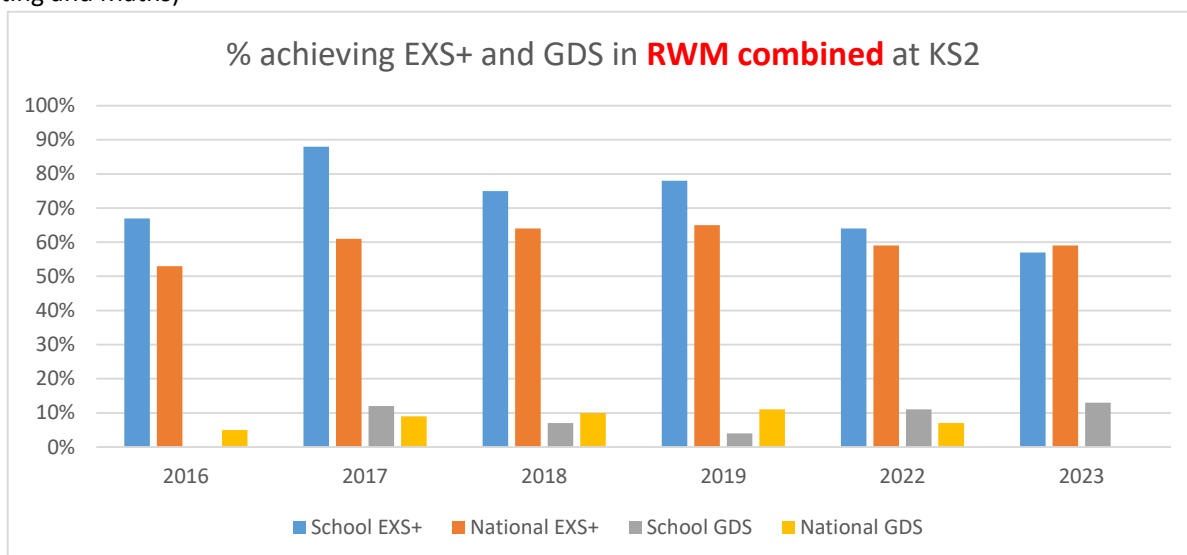


% achieving EXS+ and GDS in MATHS at KS2						
	2016	2017	2018	2019	2022	2023
School EXS+	79%	96%	82%	81%	82%	70%
National EXS+	70%	75%	75%	79%	71%	73%
School GDS	29%	35%	25%	41%	14%	22%
National GDS	17%	23%	24%	27%	22%	

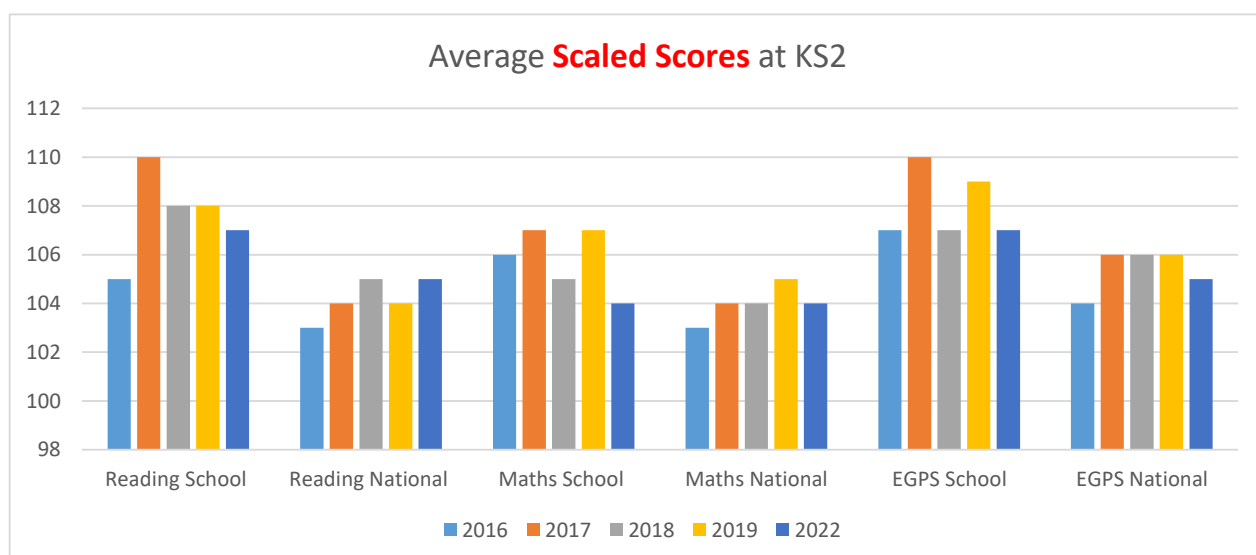


% achieving EXS+ and GDS in EPGS at KS2						
	2016	2017	2018	2019	2022	2023
School EXS+	79%	96%	93%	81%	82%	74%
National EXS+	73%	77%	78%	78%	72%	72%
School GDS	38%	54%	29%	56%	32%	39%
National GDS	23%	31%	34%	36%	28%	

The chart below shows the % of children achieved EXS+ or GDS in all 3 subjects combined (Reading, Writing and Maths)



% achieving EXS+ and GDS in RWM at KS2						
	2016	2017	2018	2019	2022	2023
School EXS+	67%	88%	75%	78%	64%	57%
National EXS+	53%	61%	64%	65%	59%	59%
School GDS	0%	12%	7%	4%	11%	13%
National GDS	5%	9%	10%	11%	7%	7%



Average *Scaled Scores at KS2						
	2016	2017	2018	2019	2022	2023
Reading School	105	110	108	108	107	107
Reading National	103	104	105	104	105	105
Maths School	106	107	105	107	104	104
Maths National	103	104	104	105	104	104
EGPS School	107	110	107	109	107	107
EGPS National	104	106	106	106	105	105

*The expected standard is a scaled score of 100.

Subject	Average Progress KS1 – KS2 (2022)	Average Progress KS1 – KS2 (2019)	Average Progress KS1 – KS2 (2018)	Average Progress KS1 – KS2 (2017)
Reading	0.6	0.2	2.8	3.5
Writing	-0.4	-3.6	0	-0.3
Maths	-0.7	-0.7	0	1.1

Year 4 Multiplication Check (MTC)

	Y4 MTC 23	Y4 MTC 22
Average out of 25	21	22

